

# THE TIMES HIGHER EDUCATION

## INSTITUTIONAL SET-UP



# GETTING STARTED



1

Once your subscription has been confirmed by the *Times Higher Education* subscription team you will need to visit our homepage to create an online account.

When you arrive on our homepage you will need to create a *THE* account by clicking on the icon circled and then clicking on the “Register” button on the dropdown

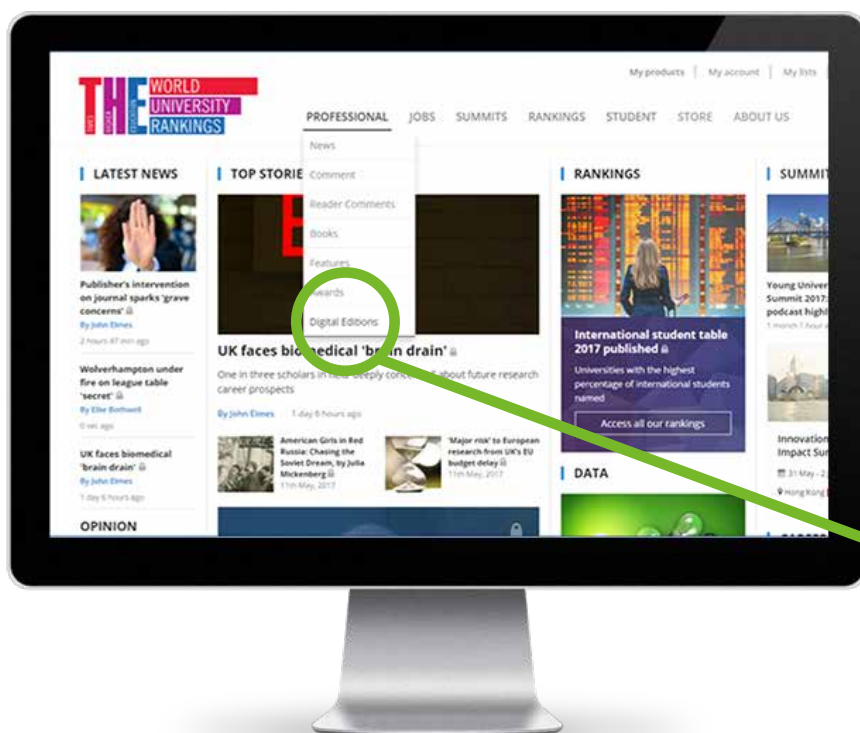


2

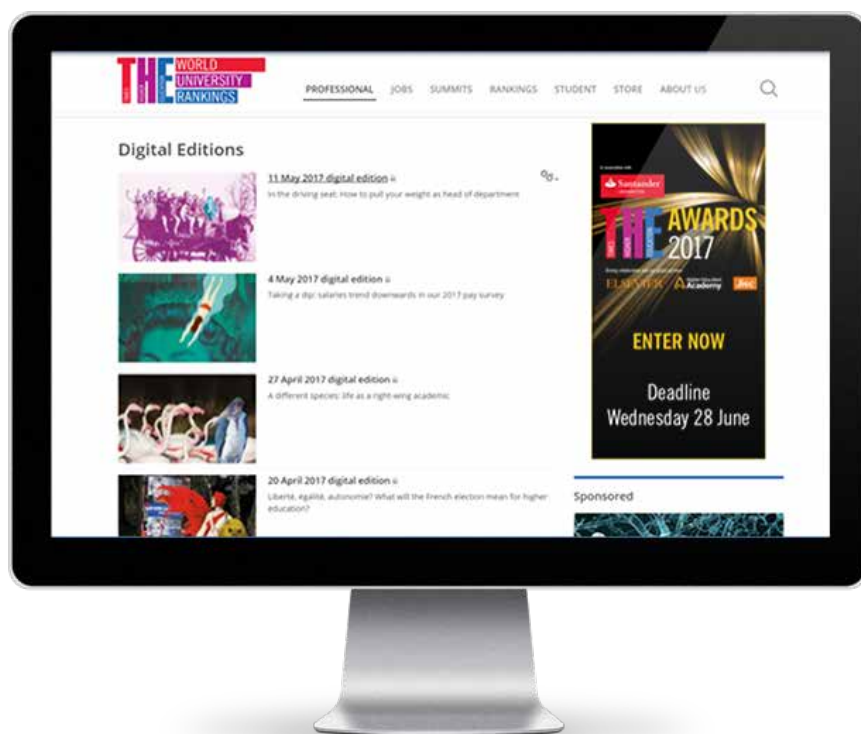
When creating an online account you will need to use your institution/ organisations email address (as shown left).

Once registration has been completed you will then be able access all of our online content without any restrictions.

# ACCESSING THE DIGITAL EDITIONS



1  
To access the digital editions of *THE* you will need to click on the professional header on our homepage and then select “Digital Editions” (as shown left).



2  
Once you have clicked “Digital Editions” you can then select the issue you would like to view (as shown left).

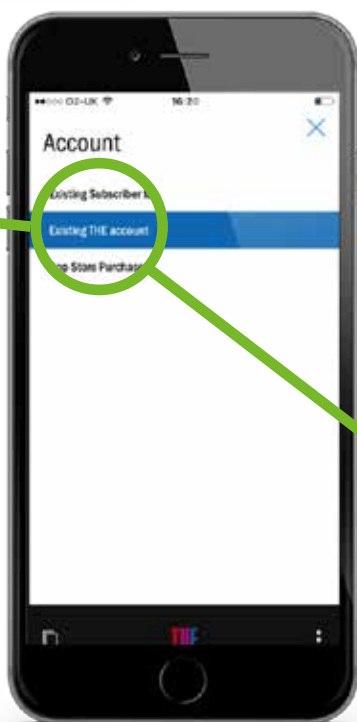
# ACCESSING THE *THE* APP



1

To access the *THE* app you will need to download the app from your app store provider.

Once you have downloaded the app you will need to select what edition you would like to view.



2

You will then need to log-in. To do this you will need to click on the icon in the top right hand corner and select "Account" and then in account select "Existing *THE* account" (as shown left).

# ACCESSING THE *THE* APP



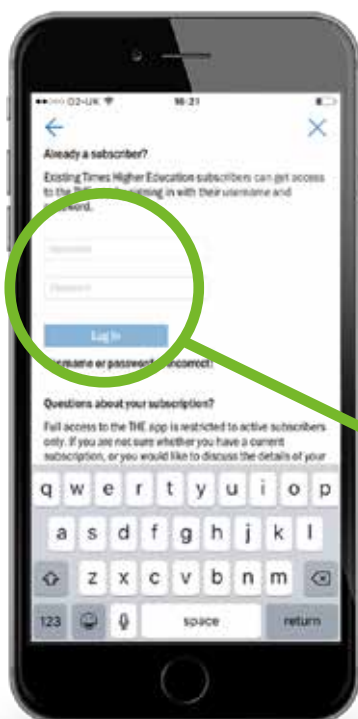
iOS



ANDROID



KINDLE FIRE



3

To log-in you will need to enter the user name and password you created when setting up your online account (as shown left).



4

Once logged in you will be able to select and view issues of *THE* (as shown left).



## INSTITUTIONAL SET-UP



### CONTACT

For any issues or queries regarding your subscription please contact our customer services department.

**EMAIL:**

[membership@timeshighereducation.co.uk](mailto:membership@timeshighereducation.co.uk)

**PHONE:**

UK 0345 521 7111

Overseas +44 (0)20 3194 3164